

---

---

**Joint ISO/TC 154 – UN/CEFACT  
Syntax Working Group (JSWG)  
publication of ISO 9735-7**

**equivalent to the official ISO publication:  
ISO 9735-7** (First edition 1999-08-01)

**Electronic data interchange for  
administration, commerce and transport  
(EDIFACT) — Application level syntax rules  
(Syntax version number: 4) —**

**Part 7:**  
Security rules for batch EDI (confidentiality)

## Contents

	Page
<b>1 Scope .....</b>	<b>1</b>
<b>2 Conformance .....</b>	<b>1</b>
<b>3 Normative references .....</b>	<b>1</b>
<b>4 Definitions .....</b>	<b>2</b>
<b>5 Rules for batch EDI confidentiality .....</b>	<b>2</b>
<b>Annex A (normative): Service directories .....</b> <b>(Addendum - to be added to Part 1, annex C when approved)</b>	<b>11</b>
<b>Annex B (informative): Message protection example .....</b>	<b>16</b>
<b>Annex C (informative): Processing example .....</b>	<b>18</b>
<b>Annex D (informative): Confidentiality service and algorithms .....</b>	<b>20</b>

## Foreword

This part of ISO 9735 was prepared by the UN/ECE Trade Division (as UN/EDIFACT) and was adopted, under a special "fast-track procedure", by Technical Committee ISO/TC 154, *Documents and data elements in administration, commerce and industry*.

Whereas this part supersedes the earlier publications, and shall use a version number of "4" in the mandatory data element 0002 (Syntax version number) in the segment UNB (Interchange header), interchanges continuing to use the syntax defined in the earlier published versions shall use the following Syntax version numbers, in order to differentiate them from each other and from this part:

ISO 9735:1988 — *Syntax version number: 1*

ISO 9735:1988 (amended and reprinted in 1990) — *Syntax version number: 2*

ISO 9735:1988 (amended and reprinted in 1990) plus Amendment 1:1992 — *Syntax version number: 3*

ISO 9735 consists of the following parts, under the general title *Electronic data interchange for administration, commerce and transport (EDIFACT) - Application level syntax rules (Syntax version number: 4)*:

- *Part 1: Syntax rules common to all parts, together with syntax service directories for each of the parts*
- *Part 2: Syntax rules specific to batch EDI*
- *Part 3: Syntax rules specific to interactive EDI*
- *Part 4: Syntax and service report message for batch EDI (message type - CONTRL)*
- *Part 5: Security rules for batch EDI (authenticity, integrity and non-repudiation of origin)*
- *Part 6: Secure authentication and acknowledgement message (message type - AUTACK)*
- *Part 7: Security rules for batch EDI (confidentiality)*
- *Part 8: Associated data in EDI*
- *Part 9: Security key and certificate management message (message type - KEYMAN)*

*Further parts may be added in the future.*

Annex A forms an integral part of this part of ISO 9735. Annexes B, C and D are for information only.

## **Introduction**

This part of ISO 9735 includes the rules at the application level for the structuring of data in the interchange of electronic messages in an open environment, based on the requirements of either batch or interactive processing. These rules have been agreed by the United Nations Economic Commission for Europe (UN/ECE) as syntax rules for Electronic Data Interchange for Administration, Commerce and Transport (EDIFACT) and are part of the United Nations Trade Data Interchange Directory (UNTDID) which also includes both batch and interactive Message Design Guidelines.

This part of ISO 9735 may be used in any application, but messages using these rules may only be referred to as EDIFACT messages if they comply with other guidelines, rules and directories in the UNTDID. For UN/EDIFACT, messages shall comply with the message design rules for batch or interactive usage as applicable. These rules are maintained in the UNTDID.

Communications specifications and protocols are outside the scope of this part of ISO 9735 .

This is a new part, which has been added to ISO 9735. It provides an optional capability of applying confidentiality to an EDIFACT structure i.e. message, package, group or interchange.

---

# Electronic data interchange for administration, commerce and transport (EDIFACT) — Application level syntax rules (Syntax version number: 4) —

## Part 7: Security rules for batch EDI (confidentiality)

### 1 Scope

This part of ISO 9735 for batch EDIFACT security addresses message/package level, group level and interchange level security for confidentiality in accordance with established security mechanisms.

### 2 Conformance

Conformance to a standard means that all of its requirements, including all options, are supported. If all options are not supported, any claim of conformance shall include a statement which identifies those options to which conformance is claimed.

Data that is interchanged is in conformance if the structure and representation of the data conforms to the syntax rules specified in this International Standard.

Devices supporting this International Standard are in conformance when they are capable of creating and/or interpreting the data structured and represented in conformance with the standard.

Conformance to this part shall include conformance to ISO 9735-1, ISO 9735-2 and ISO 9735-5.

When identified in this International Standard, provisions defined in related standards shall form part of the conformance criteria.

### 3 Normative references

The following standards contain provisions which, through reference in this text, constitute provisions of this part of ISO 9735. At the time of publication, the editions indicated were valid. All standards are subject to revision, and parties to agreements based on this part of ISO 9735 are encouraged to investigate the possibility of applying the most recent editions of the standards listed below. Members of IEC and ISO maintain registers of currently valid International Standards.

ISO 9735-1:1998, *Electronic data interchange for administration, commerce and transport (EDIFACT) — Application level syntax rules (Syntax version number: 4) — Part 1: Syntax rules common to all parts, together with syntax service directories for each of the parts.*

ISO 9735-2:1998, *Electronic data interchange for administration, commerce and transport (EDIFACT) — Application level syntax rules (Syntax version number: 4) — Part 2: Syntax rules specific to batch EDI.*

## ISO 9735-7

ISO 9735-5:1999, *Electronic data interchange for administration, commerce and transport (EDIFACT) — Application level syntax rules (Syntax version number: 4) — Part 5: Security rules for batch EDI (authenticity, integrity and non-repudiation of origin)*.

ISO/IEC 10181-5:1996, *Information technology — Open Systems Interconnection — Security frameworks for open systems: Confidentiality framework*.

### 4 Definitions

For the purposes of this part of ISO 9735, the definitions in ISO 9735-1:1998, annex A apply.

### 5 Rules for batch EDI confidentiality

#### 5.1 EDIFACT confidentiality

The security threats relevant to EDIFACT data transfer and the security services which address them are described in ISO 9735-5:1999, annexes A and B.

This section describes the solution to provide EDIFACT structures with the security service of confidentiality.

Confidentiality of an EDIFACT structure (message, package, group or interchange) shall be provided by encrypting the message body, object, messages/packages or messages/packages/groups respectively, together with any other security header and trailer segment groups, using an appropriate cryptographic algorithm. This encrypted data may be filtered for use with restricted capability telecommunication networks.

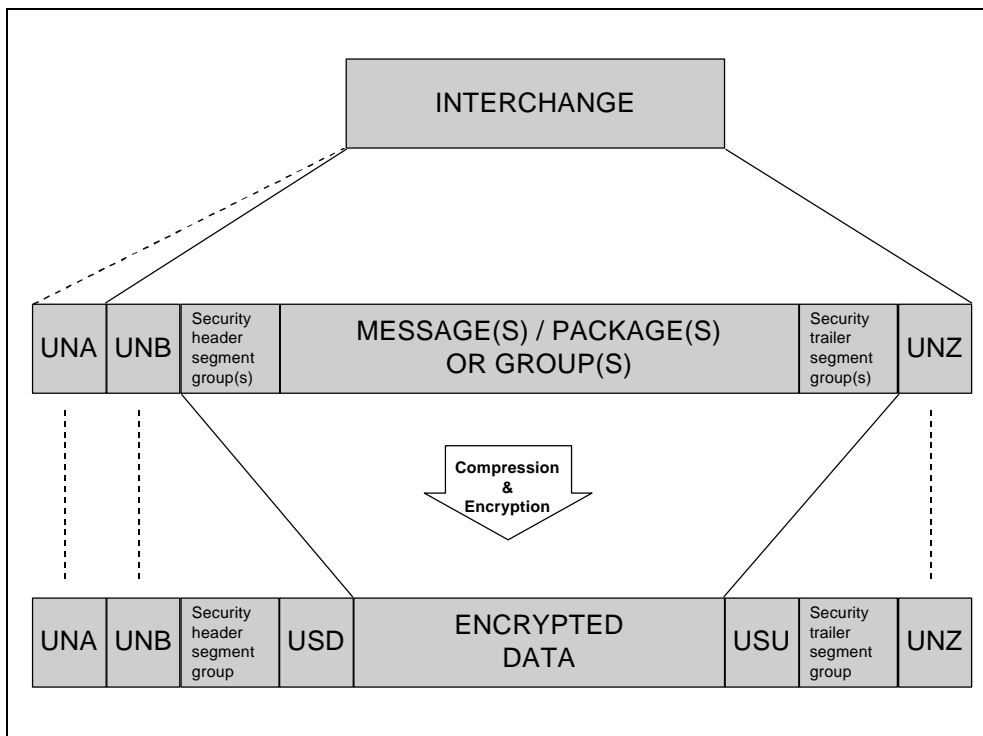
##### 5.1.1 Batch EDI confidentiality

###### 5.1.1.1 Interchange confidentiality

Figure 1 represents the structure of one interchange secured with confidentiality. The service string advice (UNA), the interchange header segment (UNB) and the interchange trailer segment (UNZ) are unaffected by the encryption.

If compression is applied it shall be applied before encryption.

The encryption, compression and filter algorithm and parameters are specified in the security header segment group.



**Figure 1 — Structure of an interchange whose contents (message(s)/package(s) or group(s)) have been encrypted (schematic)**

5.1.1.2 Group confidentiality

Figure 2 represents the structure of an interchange containing one encrypted group, which has also been secured for other security services. The group header segment (UNG) and the group trailer segment (UNE) are not affected by the encryption.

If compression is applied it shall be applied before encryption.

The encryption, compression and filter algorithm and parameters are specified in the security header segment group.

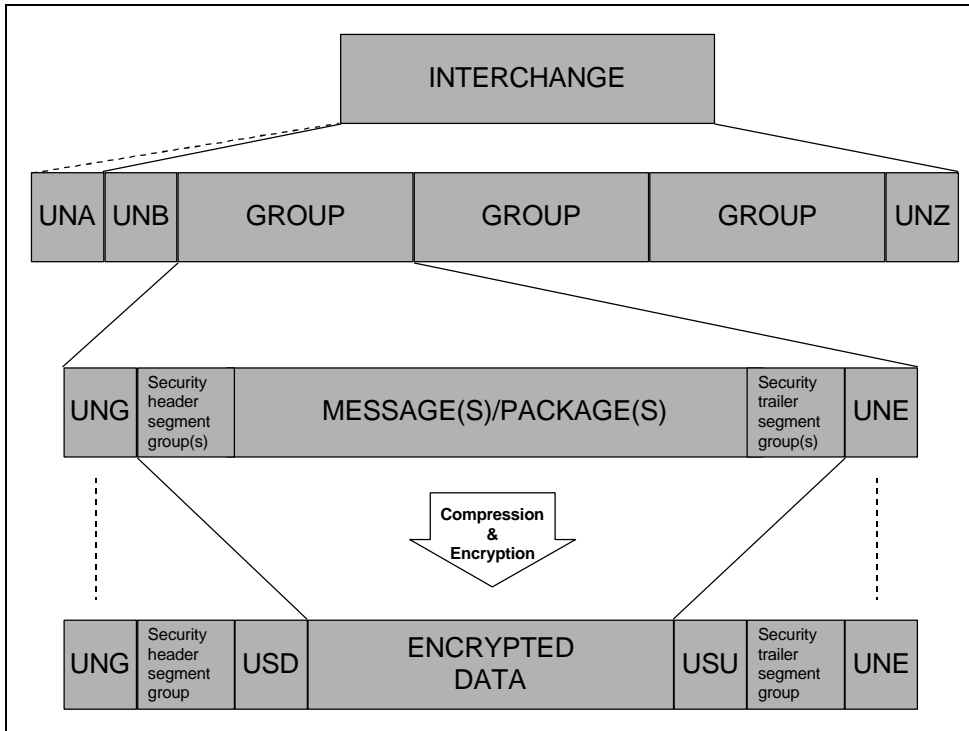


Figure 2 — Structure of an interchange containing one group whose contents (group body and associated security header and trailer segment groups) have been encrypted (schematic)

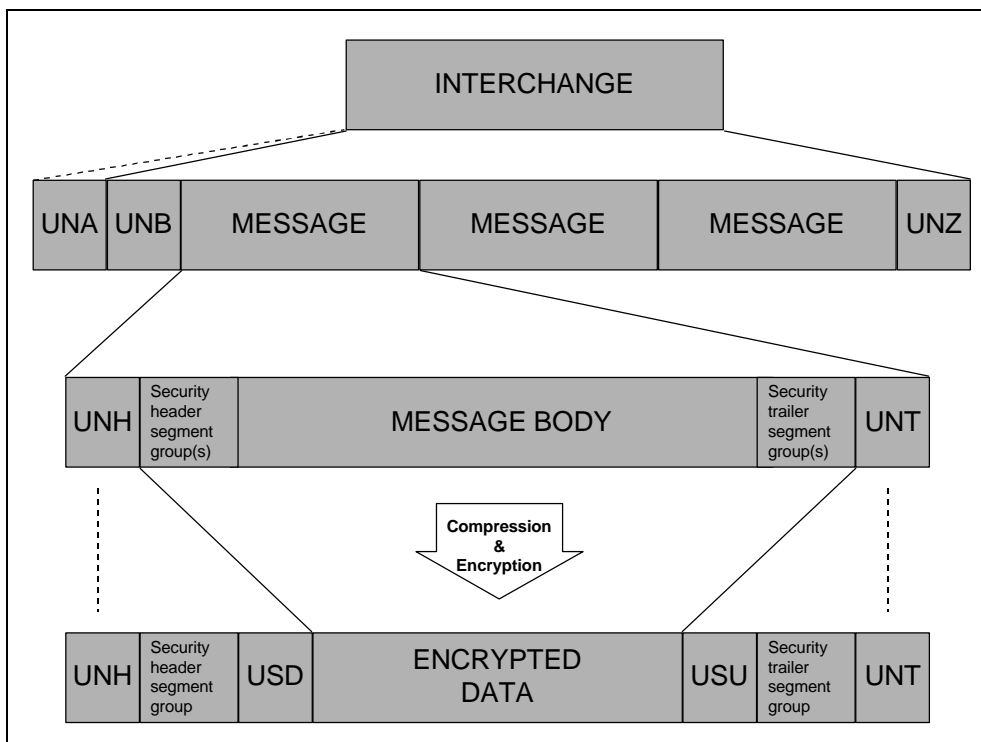


**5.1.1.3 Message confidentiality**

Figure 3 represents the structure of an interchange containing one encrypted message, which has also been secured for another security service. The message header segment (UNH) and message trailer segment (UNT) are not affected by the encryption.

If compression is applied it shall be applied before encryption.

The encryption, compression and filter algorithm and parameters are specified in the security header segment group.



**Figure 3 — Structure of an interchange containing one message whose contents (message body and associated security header and trailer segment groups) have been encrypted (schematic)**

5.1.1.4 Package confidentiality

Figure 4 represents the structure of an interchange containing one encrypted package, which has also been secured for another security service. The package header segment (UNO) and package trailer segment (UNP) are not affected by the encryption.

If compression is applied it shall be applied before encryption.

The encryption, compression and filter algorithm and parameters are specified in the security header segment group.

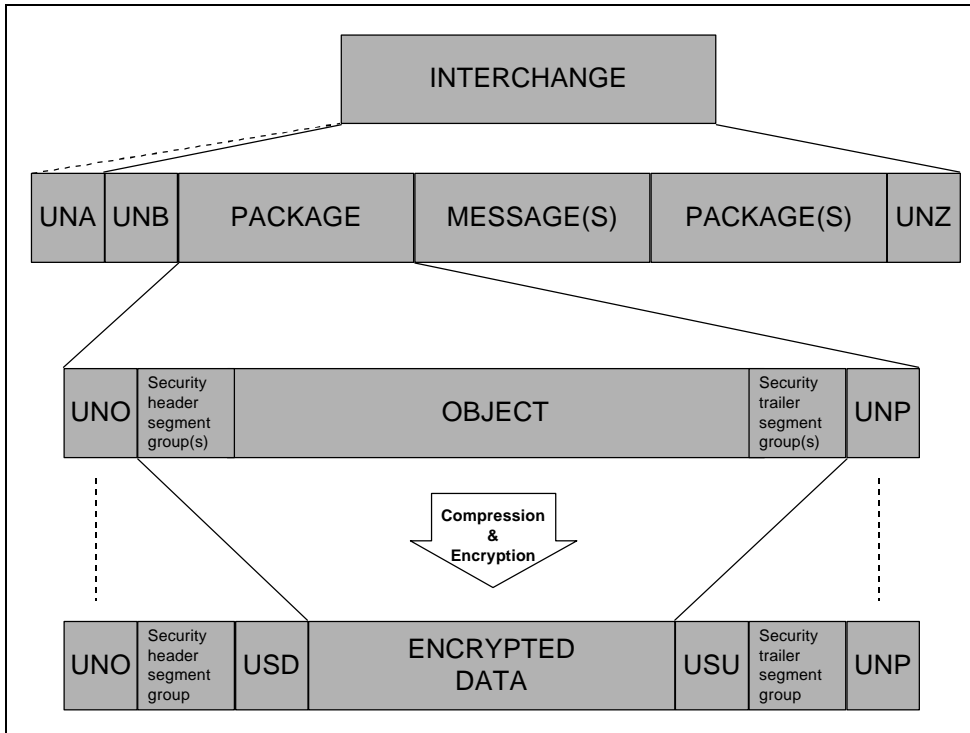


Figure 4 — Structure of an interchange containing one package whose contents (object and associated security header and trailer segment groups) have been encrypted (schematic)

### 5.1.2 Data encryption header and trailer segment structure

TAG	Name	S	R
	Segment Group 1	C	99
USH	Security Header	M	1
USA	Security Algorithm	C	3
	Segment Group 2	C	2
USC	Certificate	M	1
USA	Security Algorithm	C	3
USR	Security Result	C	1
USD	Data Encryption Header	M	1
	Encrypted data		
USU	Data Encryption Trailer	M	1
	Segment Group n	C	99
UST	Security Trailer	M	1
USR	Security Result	C	1

**Figure 5 — Security header and trailer segment groups segment table**

Note: The segments USH, USA, USC, USR and UST are specified in ISO 9735-5. They are not described further in this part.

### 5.1.3 Data segment clarification

#### Segment Group 1: USH-USA-SG2 (security header segment group)

A group of segments identifying the security service and security mechanisms applied and containing the data necessary to carry out the validation calculations.

There shall be only one security header segment group for confidentiality.

#### USH, Security header

A segment specifying the security service of confidentiality applied to the EDIFACT structure in which the segment is included (as defined in ISO 9735-5).

#### USA, Security algorithm

A segment identifying a security algorithm, the technical usage made of it, and containing the technical parameters required. This shall be the algorithm(s) applied on the message body, object, messages/packages or messages/packages/groups. These algorithm(s) shall be owner symmetric, owner compressing or owner compression integrity.

Asymmetric algorithms shall not be referred to directly in this USA segment within segment group 1 but may appear only within segment group 2, triggered by a USC segment.

If compression is applied to the data before encryption, an occurrence of USA is used to specify the algorithm and optional mode of operation. Additional parameters, such as initial directory tree, may be specified as parameter value within this USA segment.

If compression is applied and the compression algorithm used does not contain built-in integrity verification, occurrence of an USA segment may be used to specify this. The integrity verification value is calculated over the compressed text before encryption. Location (i.e. octet offset) of the integrity verification value within the compressed data may be specified as a parameter value. The size (in octets of bits) of the integrity verification value is given indirectly by the integrity verification algorithm used.

**Segment Group 2: USC-USA-USR (certificate group)**

A group of segments containing the data necessary to validate the security methods applied to the EDIFACT structure, when asymmetric algorithms are used (as defined in ISO 9735-5).

**USC, Certificate**

A segment containing the credentials of the certificate owner and identifying the certification authority which has generated the certificate (as defined in ISO 9735-5).

**USA, Security algorithm**

A segment identifying a security algorithm, the technical usage made of it, and containing the technical parameters required (as defined in ISO 9735-5).

**USR, Security result**

A segment containing the result of the security functions applied to the certificate by the certification authority (as defined in ISO 9735-5).

**USD, Data encryption header**

This segment specifies the size in octets of bits of the compressed (optional), encrypted and filtered (optional) data. A reference number used to identify the encrypted EDIFACT structure may be specified. If a reference number is present the same reference number in both the USD and USU segment shall be used. If padding is applied before encryption, the number of padded octets of bits may be specified.

**Encrypted data**

This part contains the encrypted data encrypted using the algorithms and mechanisms specified in the security header segment group.

**USU, Data encryption trailer**

This segment specifies the size in octets of bits of the compressed (optional), encrypted and filtered (optional) data. A reference number used to identify the encrypted EDIFACT structure may be specified. If a reference number is present the same reference number in both the USD and USU segment shall be used.

**Segment Group n: UST-USR (security trailer segment group)**

A group of segments containing a link with security header segment group and the result of the security functions applied to the EDIFACT structure (as defined in ISO 9735-5).

**UST, Security trailer**

A segment establishing a link between security header and security trailer segment group, and stating the number of security segments contained in these groups, plus the USD and USU segments.

**USR, Security result**

A segment containing the result of the security functions applied to the EDIFACT structure as specified in the linked security header group (as defined in ISO 9735-5). This segment shall not be present for the security service of confidentiality.

**5.1.4 Use of data encryption header and data encryption trailer for confidentiality**

An EDIFACT structure, which is transformed into encrypted data, is packed within a data encryption header and data encryption trailer. The encrypted data and the associated security header and trailer segment groups are replacing the original message body, object or message(s)/package(s)/group(s). The header and trailer of an EDIFACT structure that is encrypted are not affected by the encryption applied.

The encrypted data shall start immediately after the separator ending the USD segment that shall specify the length of the encrypted data in octets of bits. The encrypted data is followed by a USU segment that again specifies the length of the encrypted data, which shall be the same as in the USD segment.

### 5.1.5 Use of security header and security trailer segment groups for confidentiality

As defined in ISO 9735-5, one security header segment group specifying confidentiality and one security trailer segment group shall be included. The security trailer segment group used for confidentiality shall contain only a UST segment.

Once an EDIFACT structure has been encrypted, no other EDIFACT security services shall be provided to it.

## 5.2 Principles of usage

### 5.2.1 Multiple security services

If more than one security service is required at the same time, apart from confidentiality, this shall be done, according to the rules defined in ISO 9735-5, before encryption by the party sending the EDIFACT structure. The receiving party shall perform the related verifications after decryption.

### 5.2.2 Confidentiality

Confidentiality of an EDIFACT structure shall be provided in accordance to the principles defined in ISO 10181-5.

The security service of confidentiality shall be specified in the security header segment group, and the algorithm shall be identified in a USA segment in segment group 1. This USA segment may also contain the data necessary to establish the key relationship between the parties acting as security originator and security recipient.

The party acting as security originator shall encrypt the EDIFACT structure, from immediately after the segment terminator of its header segment (interchange, group, message or package), to immediately before the first character of its segment trailer (interchange, group, message or package), and consider the result as encrypted data. Upon reception of encrypted data, the party acting as security recipient shall decrypt the encrypted data and thus shall recover the original EDIFACT structure, excluding the header and trailer segments.

### 5.2.3 Internal representation and filter functions

The result of the encryption process is a seemingly random bit-string. This may cause difficulties with certain restricted capability telecommunication networks. To avoid this problem, the bit-string may be reversibly mapped on to a particular character set by means of a filtering function.

The consequence of using a filtering function is to expand the size of the encrypted data. Different filtering functions may be used which have slightly different expansion factors. Some may allow the filtered text to contain any character of the target character set, including service characters such as segment terminators, whereas other filter functions may filter out these service characters.

The length of data conveyed in the data element "length of data in octets of bits" in the USD and USU segments shall represent the length of the (compressed,) encrypted (and filtered) data. This shall be used to determine the end of the encrypted data. The filter function used shall be indicated in 0505 (filter function, coded) of the USH in the confidentiality security header segment group.

### 5.2.4 Use of compression techniques before encryption

The computing cost of encryption being directly related to the size of the data to encrypt, it may be useful to compress the data before encryption.

Most compression techniques would not be efficient on encrypted text, even filtered, thus if compression is required, it shall be applied before encryption.

Consequently, when it is used for the confidentiality security service, the security header segment group may contain the indication that data have been compressed before encryption, and may identify the compression

algorithm and optional parameters used. In such a case, after decryption of the encrypted data, the data shall be decompressed before the EDIFACT structure is recovered.

## **5.2.5 Processing order of operations**

### **5.2.5.1 Encryption and related operations**

When processing an EDIFACT structure to provide confidentiality, operations shall be performed as follows:

1. Compress the EDIFACT structure (optional) and calculate integrity value on the compressed data (optional);
2. Encrypt the (compressed and integrity protected) EDIFACT structure;
3. Filter the (compressed and integrity protected) encrypted data (optional).

### **5.2.5.2 Decryption and related operations**

When processing an encrypted EDIFACT structure to recover an original EDIFACT structure, operations shall be performed as follows:

1. Unfilter the filtered encrypted data (if filtered);
2. Decrypt the encrypted data;
3. Verify integrity value on the compressed data (if integrity value is present) and expand (i.e. decompress) the decrypted data to recover the original EDIFACT structure (if compressed).

**Annex A**  
**(normative)**  
**Addendum - to be added to Part 1 annex C when approved**

**Service directories**  
**(service segments, service composite data elements**  
**and service simple data elements)**

**A.1 Service segment directory**

**A.1.1 Service segment specification legend:**

Function	The function of the segment
POS	The sequential position number of the stand-alone data element or composite data element in the segment table
TAG	The tags of all service segments contained in the segment directory start with the letter "U". The tags of all service composite data elements start with the letter "S", and the tags of all service simple data elements start with the figure "0"
Name	Name of a COMPOSITE DATA ELEMENT in capital letters Name of a STAND-ALONE DATA ELEMENT in capital letters Name of a component data element in small letters
S	The status of the stand-alone data element or composite data element in the segment, or of the components in the composite (where M = Mandatory and C = Conditional)
R	The maximum number of occurrences of a stand-alone data element or composite data element in the segment
Repr.	Data value representation of the stand-alone data element or component data elements in the composite.
a	alphabetic characters
n	numeric characters
an	alphanumeric characters
a3	3 alphabetic characters, fixed length
n3	3 numeric characters, fixed length
an3	3 alphanumeric characters, fixed length
a..3	up to 3 alphabetic characters
n..3	up to 3 numeric characters
an..3	up to 3 alphanumeric characters

## ISO 9735-7

### A.1.2 Dependency note identifiers

<b>Code</b>	<b>Name</b>
D1	One and only one
D2	All or none
D3	One or more
D4	One or none
D5	If first, then all
D6	If first, then at least one more
D7	If first, then none of the others

See clause 11.5 in ISO 9735-1:1998 for the definition of the dependency note identifiers.

### A.1.3 Index of service segments by tag

<b>TAG</b>	<b>Name</b>
USD	Data encryption header
USU	Data encryption trailer

### A.1.4 Index of service segments by name

<b>TAG</b>	<b>Name</b>
USD	Data encryption header
USU	Data encryption trailer



### A.1.5 Service segment specifications

Note: Only service segments not defined in other parts of ISO 9735 are included here.

-----

USD DATA ENCRYPTION HEADER

Function: To specify size (i.e. length of data in octets of bits) of encrypted data following the segment terminator of this segment.

POS	TAG	Name	S	R	Repr.	Notes
010	0556	LENGTH OF DATA IN OCTETS OF BITS	M	1	n..18	
020	0518	ENCRYPTION REFERENCE NUMBER	C	1	an..35	
030	0582	NUMBER OF PADDING BYTES	C	1	n..2	

-----

USU DATA ENCRYPTION TRAILER

Function: To provide a trailer for the encrypted data.

POS	TAG	Name	S	R	Repr.	Notes
010	0556	LENGTH OF DATA IN OCTETS OF BITS	M	1	n..18	1
020	0518	ENCRYPTION REFERENCE NUMBER	C	1	an..35	2

NOTES:

1. 0556, the value shall be identical to the value in 0556 in the corresponding USD segment.
  2. 0518, the value shall be identical to the value in 0518 in the corresponding USD segment.
-

**A.3 Service simple data element directory**

**A.3.1 Service simple data element specification legend:**

The tags of all service simple data elements contained in the simple data element directory start with the figure "0".

Name	Name of a simple data element
Desc.	Description of the simple data element
Repr.	Data value representation of the simple data element:
a	alphabetic characters
n	numeric characters
an	alphanumeric characters
a3	3 alphabetic characters, fixed length
n3	3 numeric characters, fixed length
an3	3 alphanumeric characters, fixed length
a..3	up to 3 alphabetic characters
n..3	up to 3 numeric characters
an..3	up to 3 alphanumeric characters

**A.3.2 Index of service simple data elements by tag**

<b>TAG</b>	<b>Name</b>
0518	Encryption reference number
0556	Length of data in octets of bits
0582	Number of padding bytes

**A.3.3 Index of service simple data elements by name**

<b>TAG</b>	<b>Name</b>
0518	Encryption reference number
0556	Length of data in octets of bits
0582	Number of padding bytes

### A.3.4 Service simple data element specifications

Note: Only service simple data elements not defined in other parts of ISO 9735 are included here.

-----  
0518 ENCRYPTION REFERENCE NUMBER

Desc: Reference number to the encrypted EDIFACT structure.

Repr: an..35  
-----

0556 LENGTH OF DATA IN OCTETS OF BITS

Desc: A count of the data octets of bits.

Repr: n..18  
-----

0582 NUMBER OF PADDING BYTES

Desc: Count of the number of padding bytes.

Repr: n..2  
-----

## Annex B (informative)

### Message protection example

One example is provided herein to illustrate application of security service segments.

This example of message confidentiality is based on fictive EDIFACT payment orders. The security mechanisms described here are totally independent of the type of message and may be applied to any EDIFACT message.

This example shows how security service segments may be used when a **symmetric algorithm** based method is applied, to provide message content confidentiality. The symmetric key has been exchanged previously between the partners, and the security header segment group contains only two rather simple segments.

#### B.1 Narrative

Company A orders Bank A, sort code 603000 to debit its account number 00387806 on April 9th 1995 in the amount of 54345.10 Pounds Sterling. The amount is to be paid to Bank B, sort code 201827, in favour of account number 00663151 of Company B, West Dock, Milford Haven. The payment is in settlement of invoice 62345. The contact name at the Beneficiary is Mr. Jones in the Sales Department.

Bank A requires the payment order to be secured by the security service "message confidentiality". This is achieved by encrypting the message body with the symmetric "Data Encryption Standard" (DES) at the message sender's side. It is assumed that the secret DES-key has previously been exchanged between Company A and Bank A. To reduce size of transmitted information the message body is compressed before encryption is applied. The algorithm used to compress the message body is ISO/IEC 12042:1993, *Information technology — Data compression for information interchange — Binary arithmetic coding algorithm*.

#### B.2 Security details

In the following, only the confidentiality security header and trailer segment groups will be referred to.

<b>SECURITY HEADER</b>	
SECURITY SERVICE	Message confidentiality
SECURITY REFERENCE NUMBER	The reference of this header is 1
FILTER FUNCTION	All binary values are filtered with hexadecimal filter
ORIGINAL CHARACTER SET ENCODING	The message was coded in ASCII 8 bits when as encrypted.
SECURITY IDENTIFICATION DETAILS Message sender (party which encrypts the message).	Mr. SMITH of Company A
SECURITY IDENTIFICATION DETAILS Message receiver (party which decrypts the message).	Bank A
SECURITY SEQUENCE NUMBER	The security sequence number of this message is 001
SECURITY DATE AND TIME	The security time stamp is: date: 1995 04 09 time: 13:59:50

<b>SECURITY ALGORITHM</b>	
SECURITY ALGORITHM Use of algorithm  Cryptographic mode of operation algorithm Padding algorithm	A symmetric algorithm is used to achieve Message confidentiality A Cipher Block Chaining mode is used. DES algorithm is used.  Binary 0 is used as padding scheme.
ALGORITHM PARAMETER Algorithm parameter qualifier  Algorithm parameter value	Identifies this algorithm parameter value as the name of a previously exchanged symmetric key. The key called ENC-KEY1 is used.
<b>SECURITY ALGORITHM</b>	
SECURITY ALGORITHM Use of algorithm  Algorithm	A compression algorithm is used to reduce message size before encryption An ISO 12042 compression algorithm is used.
<b>ENCRYPTION HEADER</b>	
Length of data in octets of bits Encryption reference number Number of padding bytes	The size of the compressed, encrypted and filtered message body. The reference number is 1. The number of padding bytes are 4.
<b>Encrypted data</b>	
Encrypted data	Compressed, encrypted and filtered message body.
<b>ENCRYPTION TRAILER</b>	
Length of data in octets of bits Encryption reference number	The size of the compressed, encrypted and filtered message body. The reference number is 1.
<b>SECURITY TRAILER</b>	
NUMBER OF SECURITY SEGMENTS	The value 6. (USH, USA, USA, USD, USU, UST)
SECURITY REFERENCE NUMBER	The reference of this security trailer is 1

## Annex C (informative)

### Processing example

#### C.1 Encryption example

The diagram in figure C.1 is a processing example. Implementations may choose to have different sequence and realisations of the different components.

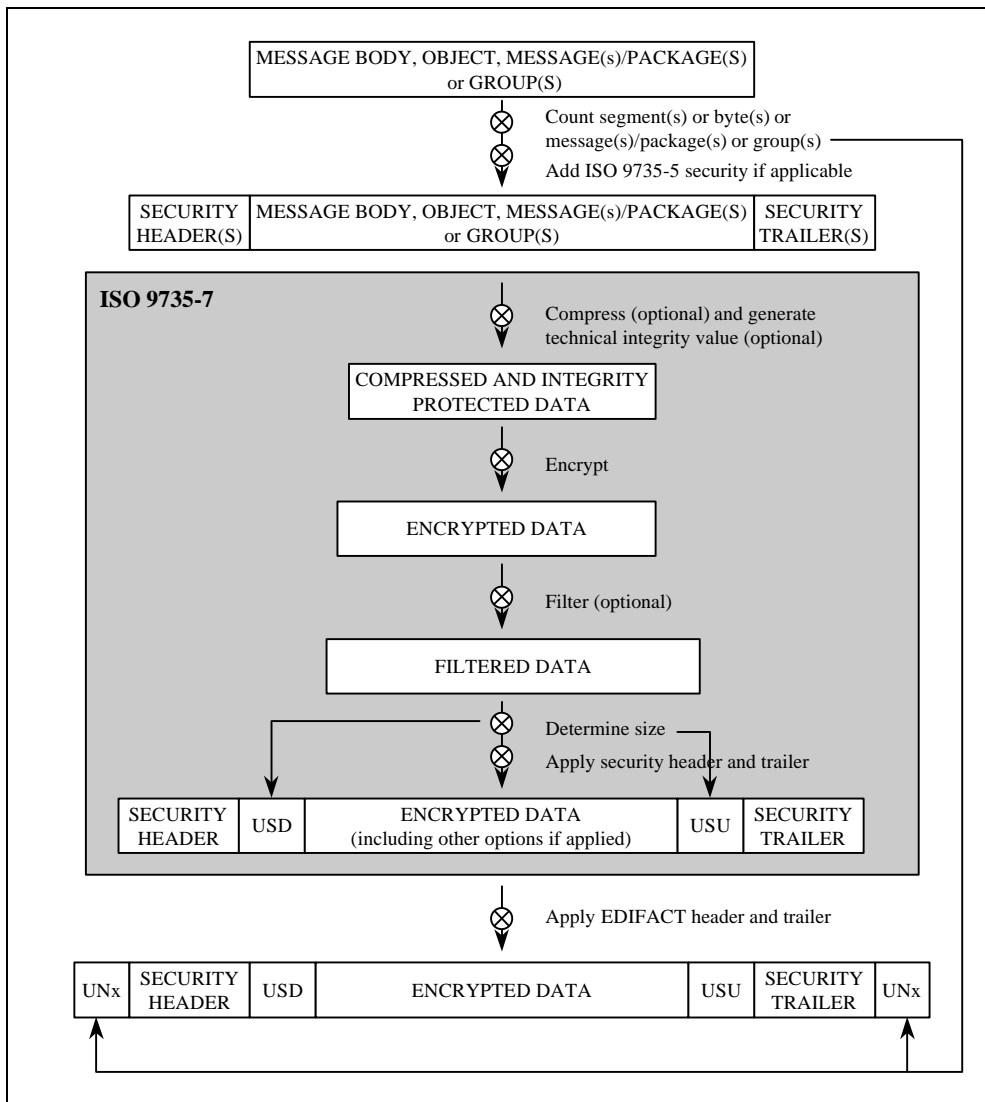


Figure C.1 — Processes involved in encryption of an EDIFACT structure

### C.2 Decryption example

The diagram in figure C.2 is a processing example. Implementations may choose to have different sequence and realisations of the different components.

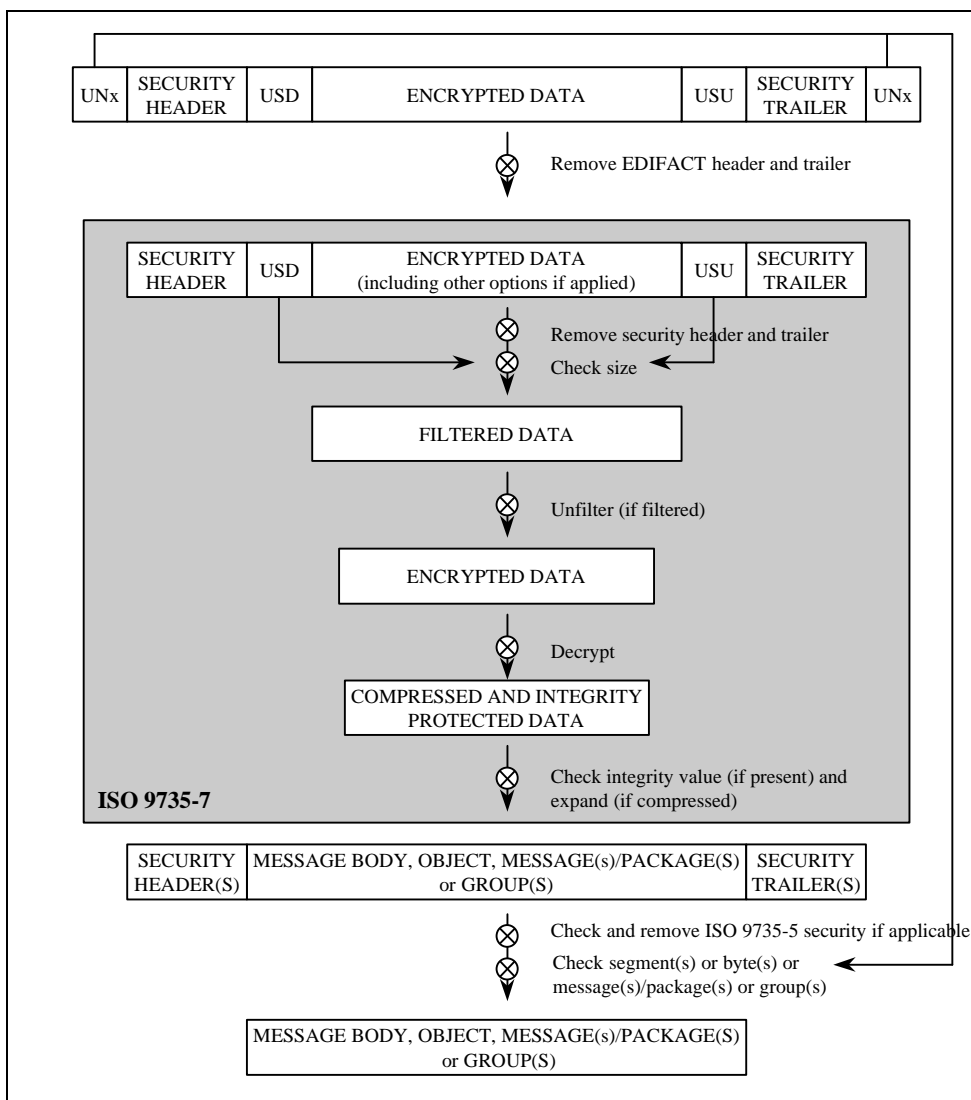


Figure C.2 — Processes involved in decryption of an EDIFACT structure

## Annex D (informative)

### Confidentiality service and algorithms

#### D.1 Purpose and scope

Annex D gives examples of possible combinations of data elements and code values from the security segment groups. These examples have been chosen to illustrate some widely used security techniques, based on international standards.

The full set of possible combinations is far too large to be presented in this annex. The choices made here must not be considered as an endorsement of the algorithms or modes of operation. The user is invited to choose the techniques appropriate to the security threats he wants to be protected against.

The purpose of this annex is to provide the user, once he has chosen the security techniques, with a comprehensive starting point to work out a suitable solution for his particular application.

#### List of codes used in the matrixes (subset of the complete code list)

<b>0501</b>	<b>Security service, coded</b>	<b>0523</b>	<b>Use of algorithm, coded</b>
4	Confidentiality	3	Issuer signing
		4	Issuer hashing
		5	Owner enciphering
		8	Owner compressing
		9	Owner compression integrity
<b>0525</b>	<b>Cryptographic mode of operation, coded</b>	<b>0527</b>	<b>Algorithm, coded</b>
2	CBC (DES mode or operation)	1	DES (Data Encryption Standard)
16	DSMR (Digital signature scheme giving message recovery)	4	IDEA (International Data Encryption Algorithm)
18	CBC-TBSS (DES mode of operation with TBSS padding)	10	RSA
19	RSA-TBSS (Enveloping using RSA with TBSS padding)	14	RIPEMD-160 (Dedicated Hash-Function #1)
36	CTS (RC5 mode of operation)	18	ZLIB (Data compression algorithm)
		25	CRC-32 (Cyclic redundancy check)
		27	ISO12042 (data compression)
		29	RC5 (Variable-Key Size Symmetric Block Cipher)
<b>0531</b>	<b>Algorithm parameter qualifier</b>	<b>0563</b>	<b>Validation value qualifier</b>
5	Symmetric key, encrypted under a symmetric key	1	Unique validation value
6	Symmetric key, encrypted under a public key		
9	Symmetric key name		
10	Key encrypting key name		
12	Modulus		
13	Exponent		
14	Modulus length		



<b>0577</b>	<b>Security party qualifier</b>	<b>0589</b>	<b>Padding algorithm, coded</b>
1	Message sender	1	Zero padding
2	Message receiver	2	PKCS #1 padding
3	Certificate owner	4	TBSS padding
4	Authenticating party		

### Abbreviations, used

a123, 1, ABC99	=	Representations of a Security Reference Number
CA	=	Certification Authority
CA-Sig	=	CA-Signature
Enc-Key	=	Encrypted Key
Exp	=	Public exponent
Key-N	=	Key Name
Len	=	Length in octets of bits of (compressed,) encrypted (and filtered) data
Mod	=	Public modulus
Mod-L	=	Length of Public modulus
PK/CA	=	Public Key of Certification Authority

## D.2 Combinations using symmetric algorithms and integrated security segments to reach confidentiality of an EDIFACT structure

The following matrix establishes the relationships for the specific cases of

- integrated message/package/group/interchange level security (ISO 9735-7)
- use of symmetric algorithms for encryption
- use of symmetric and asymmetric algorithms for key exchange
- security services provided are confidentiality
- confidentiality is provided using DES, IDEA and RC5 algorithms. Three examples are given,
  1. DES in CBC mode with a secret key known by the recipient. The secret key needed is encrypted under a key-encrypting-key shared between sender and receiver. This key-encrypting-key is referred to by its name. There is no data compression applied. The padding scheme used is zero-padding and requires additional information on the number of padding bytes.
  2. RC5 in CTS mode with a secret key known by the recipient. The secret key needed is encrypted under a key-encrypting-key shared between sender and receiver. This key-encrypting-key is referred to by its name. ISO 12042 compression is applied before encryption is applied.
  3. IDEA in CBC mode with TBSS padding applied. The secret key used for encryption is exchanged using the public key of the recipient. The public key is embedded in a certificate. Z-lib compression and CRC-32 integrity protection is applied before encryption.
- although sender and receiver share keys, the cryptographic mechanisms have not been completely agreed beforehand. Therefore all the algorithms and mode of operation used are explicitly named.
- only the security fields related to security techniques, algorithms and modes of operation actually used are shown.
- the USC segment contains explicitly the identification of the hash function and the signature function used by the Certification Authority to sign the certificate. The public key of Certification Authority, needed to check the certificate signature is already known by the receiver. It is referred to by name in the USC segment.

TAG	Name	S	R	Confidentiality Example 1	Confidentiality Example 2	Confidentiality Example 3	Notes
SG 1		C	99	one per security service			1
USH	SECURITY HEADER	M	1				
0501	SECURITY SERVICE, CODED	M		4	4	4	
0534	SECURITY REFERENCE NUMBER	M		a123	1	ABC99	
S500	SECURITY IDENTIFICATION DETAILS	C	2	(Sender)			
0577	Security party qualifier	M		1	1	1	
0511	Security party identification	C		Id of sender	Id of sender	Id of sender	
S500	SECURITY IDENTIFICATION DETAILS	C	2	(Recipient)			
0577	Security party qualifier	M		2	2	2	
0511	Security party identification	C		Id of recipient	Id of recipient	Id of recipient	
USA	SECURITY ALGORITHM	C	3	(Encryption algorithm)			
S502	SECURITY ALGORITHM	M	1				
0523	Use of algorithm, coded	M		5	5	5	
0525	Cryptographic mode of operation, coded	C		2	36	18	
0527	Algorithm, coded	C		1	29	4	
0589	Padding algorithm, coded	C		1	2	4	2
S503	ALGORITHM PARAMETER	C	9	One for encrypted key			
0531	Algorithm parameter qualifier	M		5	5	6	
0554	Algorithm parameter value	M		Key	Key	Key	
S503	ALGORITHM PARAMETER	C	9	One for key-encrypting-key name			
0531	Algorithm parameter qualifier	M		10	10	-	
0554	Algorithm parameter value	M		Key-N	Key-N	-	
USA	SECURITY ALGORITHM	C	3	(Compression algorithm)			
S502	SECURITY ALGORITHM	M	1				
0523	Use of algorithm, coded	M		-	8	8	
0525	Cryptographic mode of operation, coded	C		-	-	-	
0527	Algorithm, coded	C		-	27	18	
USA	SECURITY ALGORITHM	C	3	(Compression integrity algorithm)			
S502	SECURITY ALGORITHM	M	1				
0523	Use of algorithm, coded	M		-	-	9	
0525	Cryptographic mode of operation, coded	C		-	-	-	
0527	Algorithm, coded	C		-	-	25	
SG 2		C	2	only one: recipient certificate			
USC	CERTIFICATE	M	1				
S500	SECURITY IDENTIFICATION DETAILS	C	2	(certificate owner)			
0577	Security party qualifier	M		-	-	3	
0511	Security party identification	C		-	-	Id of owner	
S500	SECURITY IDENTIFICATION DETAILS	C	2	(authenticating party)			
0577	Security party qualifier	M		-	-	4	
0538	Key name	C		-	-	(PK/CA name)	
0511	Security party identification	C		-	-	Id of CA	
USA	SECURITY ALGORITHM	C	3	(CA's hash function for certificate's signature)			
S502	SECURITY ALGORITHM	M	1				
0523	Use of algorithm, coded	M		-	-	4	

TAG	Name	S	R	Confidentiality Example 1	Confidentiality Example 2	Confidentiality Example 3	Notes
0525	Cryptographic mode of operation, coded	C		-	-	-	
0527	Algorithm, coded	C		-	-	14	
USA	SECURITY ALGORITHM	C	3	(CA's signature function for certificate's signature)			
S502	SECURITY ALGORITHM	M	1				
0523	Use of algorithm, coded	M		-	-	3	
0525	Cryptographic mode of operation, coded	C		-	-	16	
0527	Algorithm, coded	C		-	-	10	
S503	Algorithm parameter	C	9	(CA public key modulus)			
0531	Algorithm parameter qualifier	M		-	-	12	
0554	Algorithm parameter value	M		-	-	Mod	
S503	Algorithm parameter	C	9	(CA public key exponent)			
0531	Algorithm parameter qualifier	M		-	-	13	
0554	Algorithm parameter value	M		-	-	Exp	
S503	Algorithm parameter	C	9	(CA public key modulus length)			
0531	Algorithm parameter qualifier	M		-	-	14	
0554	Algorithm parameter value	M		-	-	Mod-L	
USA	SECURITY ALGORITHM	C	3	(Certificate owner's encryption function)			
S502	SECURITY ALGORITHM	M	1				
0523	Use of algorithm, coded	M		-	-	5	
0525	Cryptographic mode of operation, coded	C		-	-	19	
0527	Algorithm, coded	C		-	-	10	
S503	Algorithm parameter	C	9	(Owner public key modulus)			
0531	Algorithm parameter qualifier	M		-	-	12	
0554	Algorithm parameter value	M		-	-	Mod	
S503	Algorithm parameter	C	9	(Owner public key exponent)			
0531	Algorithm parameter qualifier	M		-	-	13	
0554	Algorithm parameter value	M		-	-	Exp	
S503	Algorithm parameter	C	9	(Owner public key modulus length)			
0531	Algorithm parameter qualifier	M		-	-	14	
0554	Algorithm parameter value	M		-	-	Mod-L	
USR	SECURITY RESULT	C	1				
S508	VALIDATION RESULT	M	2				
0563	Validation value qualifier	M		-	-	1	
0560	Validation value	C		-	-	CA-Sig	
USD	DATA ENCRYPTION HEADER	M	1				
0556	Length of data in octets of bits	M	1	Len	Len	Len	
0518	Encryption reference number	C	1	-	A	-	
0582	Number of padding bytes	C	1	3	-	-	3
<b>Data structures to be secured (message body, object, message(s)/package(s)/group(s))</b>							
USU	DATA ENCRYPTION TRAILER	M	1				
0556	Length of data in octets of bits	M	1				
0518	Encryption reference number	C	1	-	A	-	
SG n		C	99	one per security service			1
UST	SECURITY TRAILER	M	1				
0534	SECURITY REFERENCE NUMBER	M		a123	1	ABC99	
0588	Number of security segments	M	1	5	6	12	

**Figure D.1 — Matrix of relationship**

Notes:

1. Both structures must have the same occurrence number.
2. Padding only applies to USA segment specifying the encryption algorithm.
3. The number of padding bytes is chosen as an example.



